

Financial Statements

SASSETA
Your partner in skills
development

Chief Financial Officer
Mr. Ikalafeng Diale



- 1 Financial Performance**
- 2 Revenue**
- 3 Expenditure Analysis**
- 4 Financial Position**
- 5 Commitments**
- 6 Fruitless and Wasteful Expenditure**
- 7 Irregular Expenditure**
- 8 Audit Outcomes**



R '000	2019/20	2020/21	2021/22
TOTAL REVENUE	503 741	-21.46% 395 637	32.77% 525 284
TOTAL EXPENSES	444 775	-22.95% 342 679	34.17% 459 767
Administration	165 369	141 816	170 198
Mandatory Grants	65 436	47 443	62 875
Discretionary Grants	216 971	153 420	226 694
SURPLUS	55 966	-4.67% 53 353	22.90% 65 517



ANNUAL REVENUE ANALYSIS

R'000

Private
Levies

Government
Departments

Investment
Income
and Other
Income

342 534

119 146

32 948

2019/20

239 725

122 128

22 563


2020/21

365 423

118 729


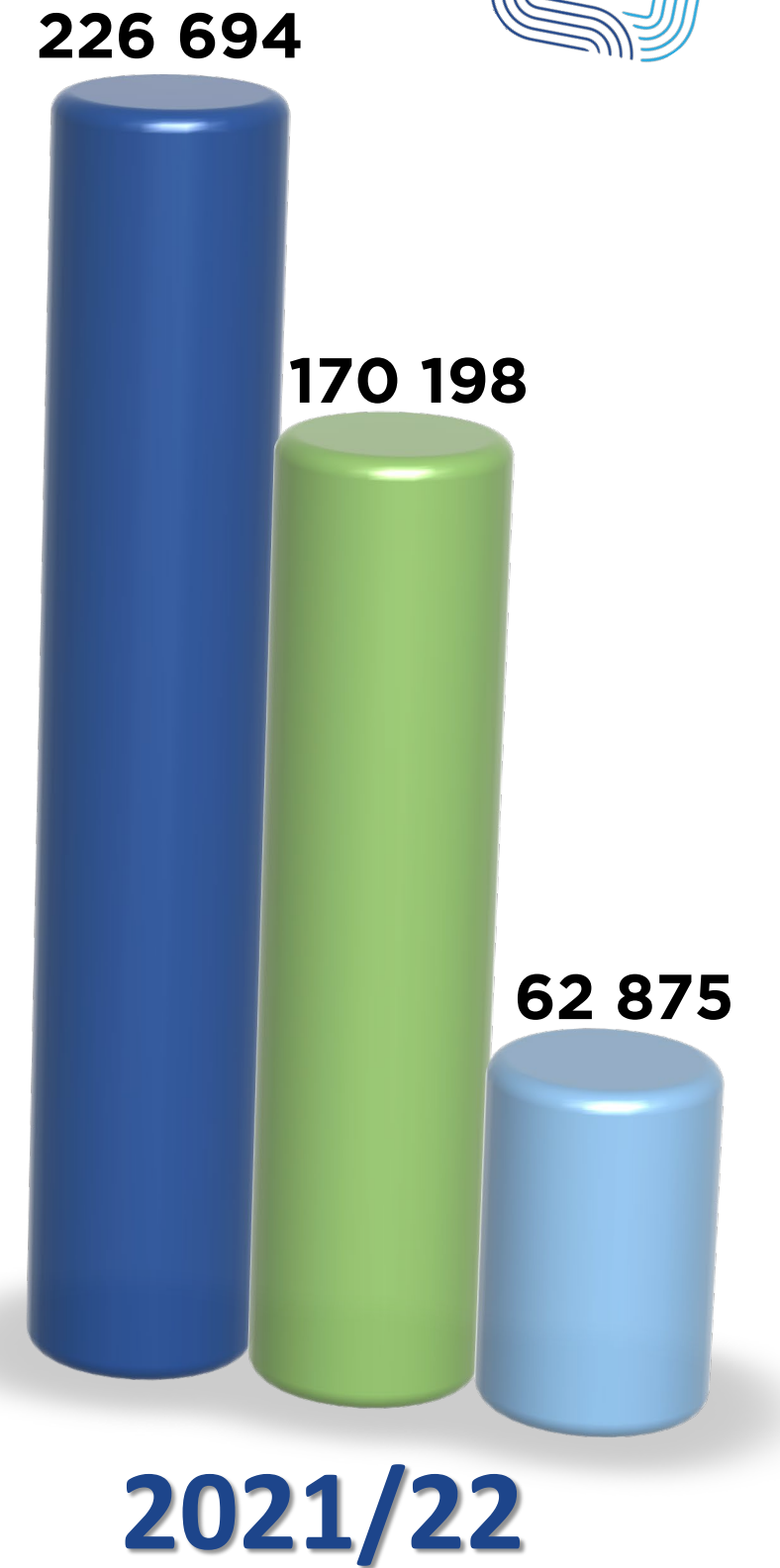
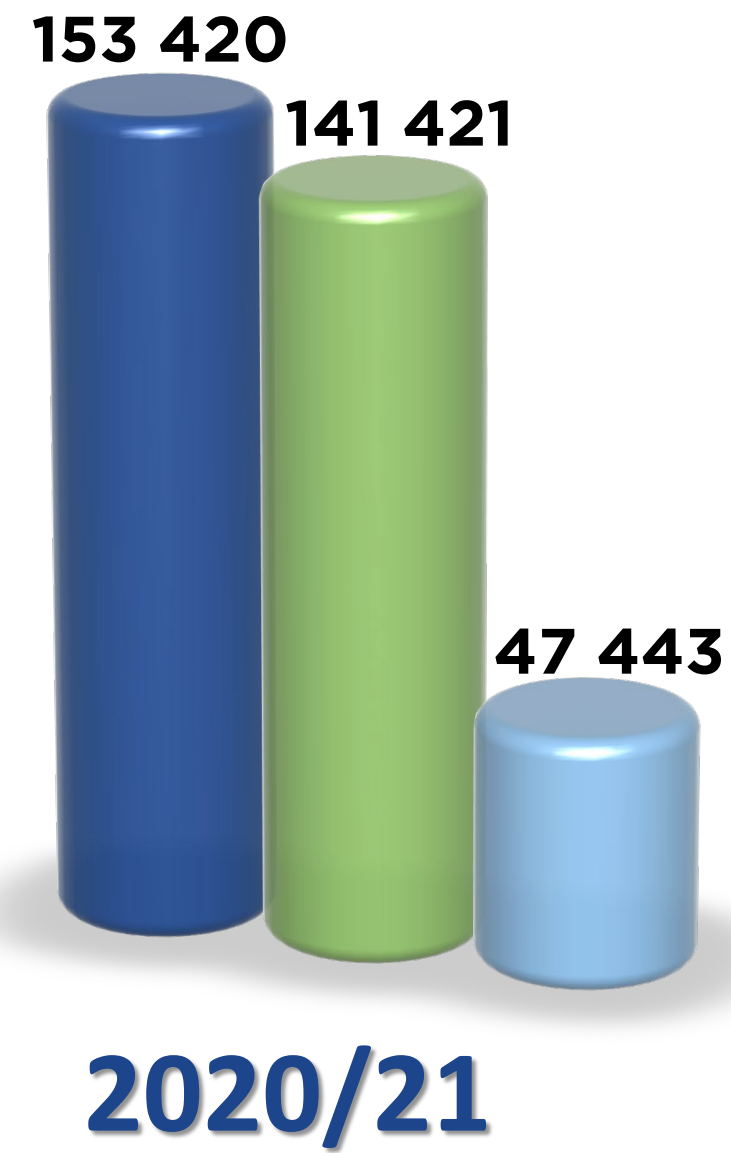
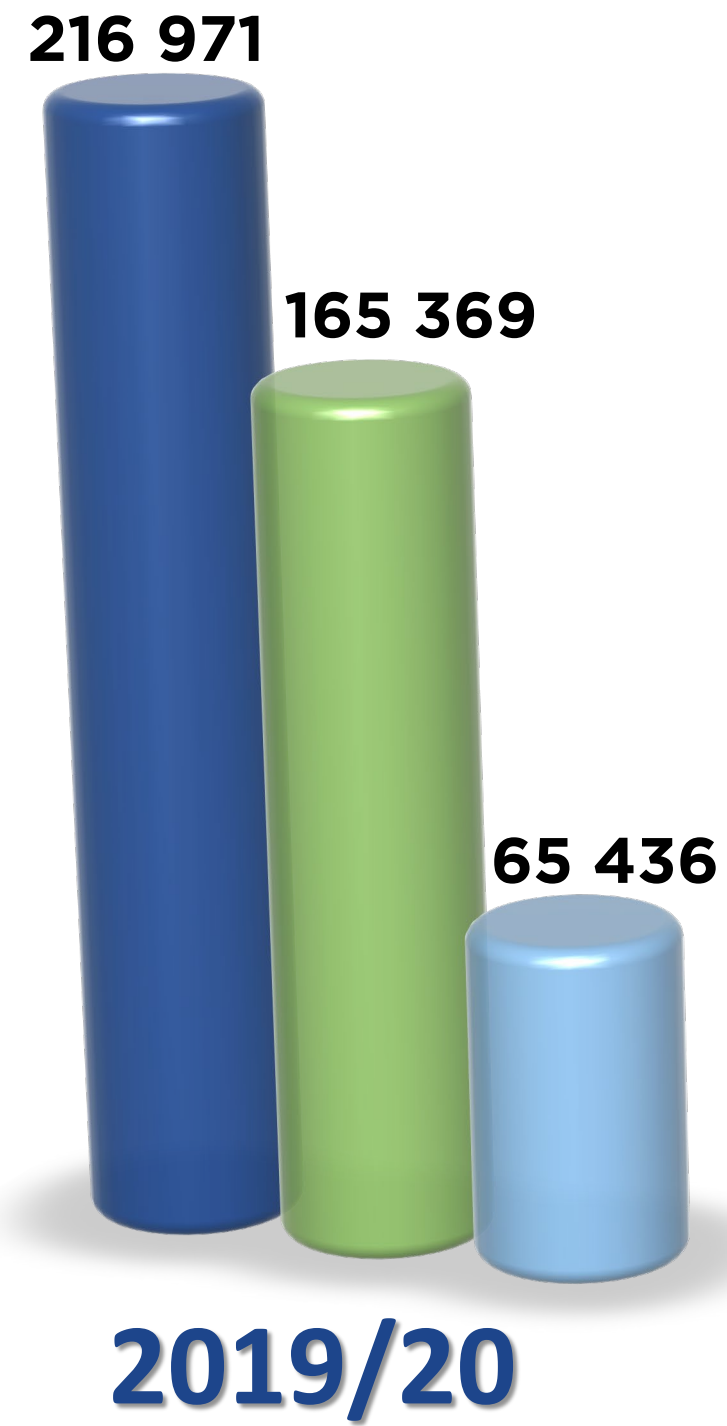
25 137







2021/22

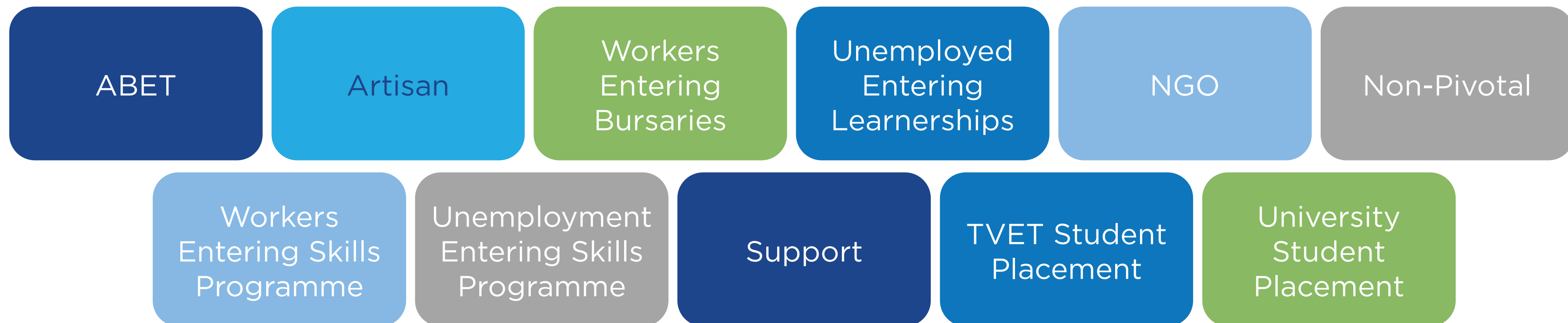


ANNUAL EXPENDITURE ANALYSIS

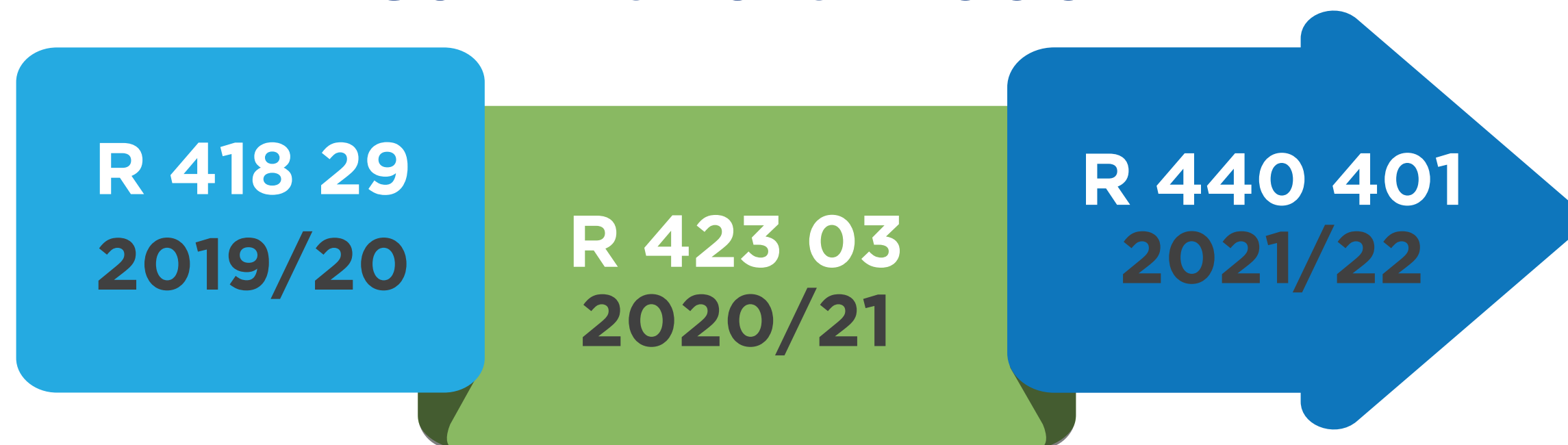
R'000



R '000	2019/20	2020/21	2021/22
ASSETS			
Non-current Assets	22 075	29 960	32 974
Current Assets	524 354	439 280	628 582
TOTAL ASSETS	546 430	569 240 	661 556 
LIABILITIES			
Non-current liabilities	0	0	1 069
Current liabilities	107 249	76 713	102 443
TOTAL LIABILITIES	107 249	76 713 	103 512 
FUNDS AND RESERVES	439 180	492 527	558 043
Administration reserve	22 075	29 960	32 974
Employer grant reserve	710	310	127
Discretionary reserve	439 180	462 256	524 943
NET RESERVES AND LIABILITIES	546 429	569 240 	661 556 



Commitment R '000



FRUITLESS AND WASTEFUL EXPENDITURE

R '000	2019/20	2020/21	2021/22
OPENING BALANCE	44	-	-
Add: Fruitless expenditure current year	4 934	-	22
Add: Fruitless period fruitless expenditure	-	-	-
Less: Amounts written-off	(4 978)	-	-
Less: Amounts recovered	-	-	-
Fruitless & wasteful expenditure awaiting condonation	-	-	22

22%

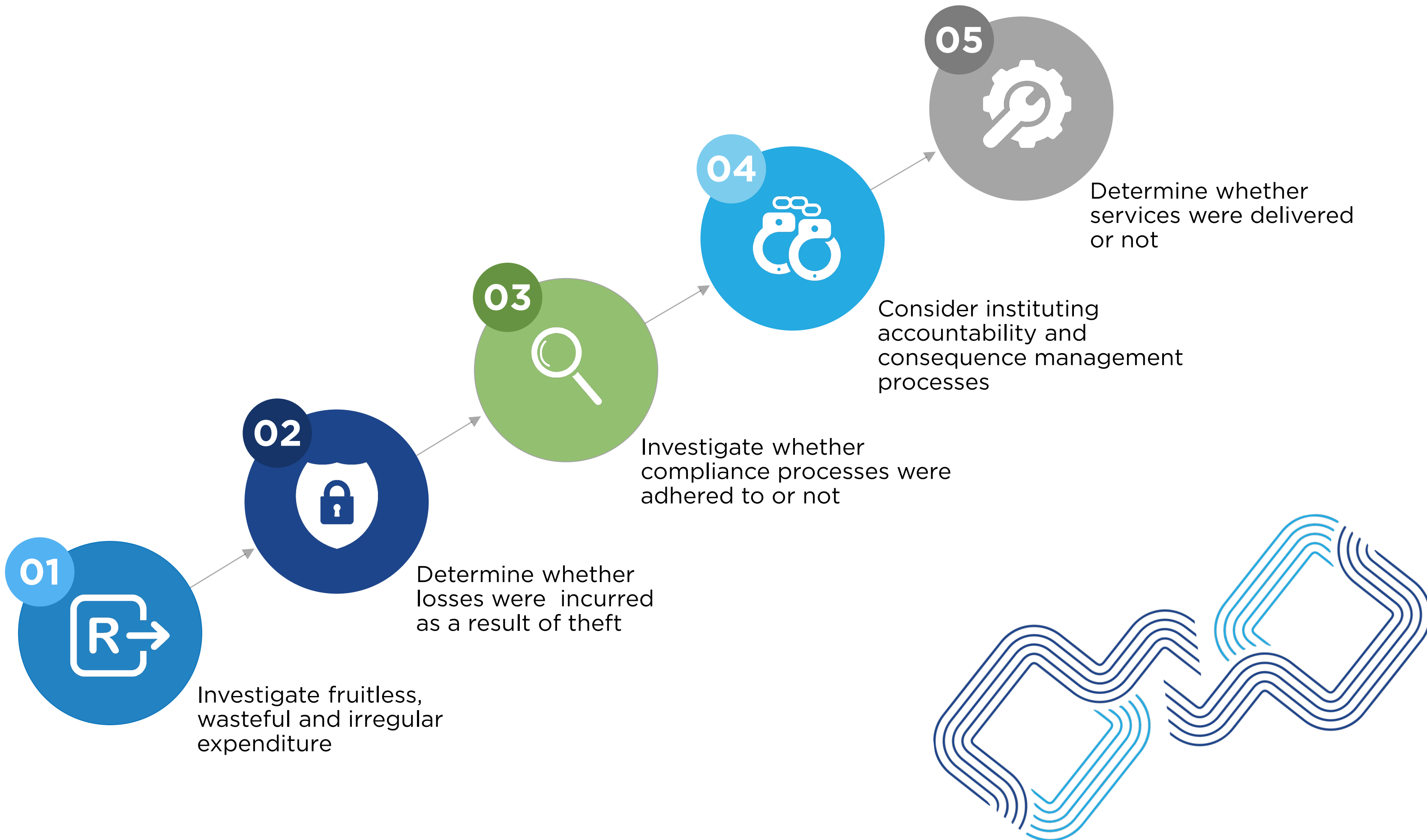


IRREGULAR EXPENDITURE

R '000	2019/20	2020/21	2021/22
OPENING BALANCE	759	31 970	33 429
Add: Fruitless expenditure current year	31 970	1 459	1 088
Less: Amounts condoned	-	-	0
Less: Amounts written-off	(759)	-	0
Less: Amounts recovered	-	0	0
Irregular expenditure awaiting condonation	31 970	33 429	34 517



DETERMINATION PROCESS





Excellent governance

Effective internal controls

Staff commitment

